


# MODULE 1 TIMELINE



## WEEK 1

Begin Module 1:  
Review all MREA education policies  
Login to MREA Online Education  
Read Unit 1 – The Real Estate Profession  
Complete the end of unit exercises for Unit 1



## WEEK 2

Read Unit 2 – Title Description and Registration  
Complete the end of unit exercises for Unit 2



## WEEK 3

Read Unit 3 – Planning, Zoning, and Taxation  
Complete the end of unit exercises for Unit 3



## WEEK 4

Read Unit 4 – Basic Residential Construction  
Components and Materials  
Complete the end of unit exercises for Unit 4




## WEEK 5

Read Unit 5 – Real Estate Mathematics  
Complete the end of unit exercises for Unit 5



## WEEK 6

Read Unit 6 – Property Valuation  
Complete the end of unit exercises for Unit 6  
Review the Working with Percentages Tutorial  
Review the Calculating Time Adjusted Property  
Value Tutorial




## WEEK 7

Schedule your Module 1 exam during week 9  
(two weeks ahead)



## WEEK 8

Review the course material as needed in  
preparation for your exam  
Review the Overcoming Exam Anxiety Tutorial



## WEEK 9

Register for Module 2 online  
Write your Module 1 exam



# MODULE 2 TIMELINE

## WEEK 1

Begin Module 2:  
Read Unit 7 - Mortgage Financing  
Complete the end of unit exercises for Unit 7

## WEEK 2

Read Unit 8 - Condominiums in Manitoba  
Completed the end of unit exercises for Unit 8

If you have not received your Module 1 exam mark by the end of this week, contact MREA

## WEEK 3

Read Unit 9 - Contract Law  
Complete the end of unit exercises for Unit 9

## WEEK 4

Read Unit 10 - Agency Fundamentals  
Complete the end of unit exercises for Unit 10

## WEEK 5

Read Unit 11 - Provincial Statutory Requirements  
Complete the end of unit exercises for Unit 11

## WEEK 6

Read Unit 12 - Service Agreements  
Complete the end of unit exercises for Unit 12

## WEEK 7

Schedule your Module 2 exam during week 8 (two weeks ahead)

## WEEK 8

Review the course material as needed in preparation for your exam  
Review the Overcoming Exam Anxiety Tutorial

## WEEK 9

Register for Module 3 online  
Write your Module 2 exam

# MODULE 3 TIMELINE

## WEEK 1

Begin Module 3:  
Read Unit 13 – Federal Legislation  
Complete the FINTRAC Tutorial  
Complete the end of unit exercises for Unit 13

## WEEK 2

Read Unit 14 – Tenancy Legislation  
Complete the end of unit exercises for Unit 14  
If you have not received your Module 2 exam mark by the end of this week, contact MREA

## WEEK 3

Read Unit 15 – Representing the Seller  
Complete the end of unit exercises for Unit 15

## WEEK 4

Read Unit 16 – Offer to Purchase  
Complete the end of unit exercises for Unit 16

## WEEK 5

Read Unit 17 – Representing the Seller  
Complete the end of unit exercises for Unit 17

## WEEK 6

Read Unit 18 – Advertising, Social Media, and Cybersecurity  
Complete the end of unit exercises for Unit 18

## WEEK 7

Schedule your Module 3 exam during week 9  
(two weeks ahead)


## WEEK 8

Review the course material as needed in preparation for your exam.

## WEEK 9

Register for an available Module 4 class online  
(allow at least 2 weeks for exam processing)  
Write your Module 3 exam

# MODULE 4 TIMELINE



## WEEK 1

Complete all Module 4 prerequisite courses online

## WEEK 2

If you have not received your Module 3 exam mark by the end of this week, contact MREA

## WEEK 3

Attend Module 4 class

Complete any additional program requirements as assigned

## WEEK 4

Receive email confirmation of program completion from the MREA education department.

**DO NOT submit your licensing application to the MFSA until you receive this confirmation.**

## WEEK 5

Refer to the Next Steps and Licensing Guide documents provided during your Module 4 class for instructions on how to proceed with obtaining your license and beginning your real estate career.