


MAY 2021

RESIDENTIAL MARKET


STATISTICS




New listings

 **2,686**
+4.0% vs. May 2020


Properties sold

 **2,157**
+48.7% vs. May 2020

Average sale price

 **\$338,288**
+14.2% vs. May 2020

Total dollar volume

 **\$729.7M**
+69.8% vs. May 2020