


# APRIL 2021

## RESIDENTIAL MARKET

# STATISTICS




New listings

 **2,431**  
+51.9% vs. Apr. 2020


Properties sold

 **2,149**  
+148.7% vs. Apr. 2020

Average  
sale price

 **\$335,812**  
+13.6% vs. Apr. 2020

Total dollar  
volume

 **\$721.7M**  
+182.6% vs. Apr. 2020