



MARCH 2021 RESIDENTIAL MARKET STATISTICS




New listings

 **2,546**
+13.1% vs. Mar. 2020


Properties sold

 **2,018**
+74.3% vs. Mar. 2020

Average sale price

 **\$338,458**
+12.3% vs. Mar. 2020

Total dollar volume

 **\$683.0M**
+95.7% vs. Mar. 2020