



# OCTOBER 2020 RESIDENTIAL MARKET STATISTICS




## New listings

 **1,828**  
-8.0% vs. Oct. 2019


## Properties sold

 **1,640**  
+31.1% vs. Oct. 2019

## Average sale price

 **\$316,280**  
+11.0% vs. Oct. 2019

## Total sales volume

 **\$518.7M**  
+45.5% vs. Oct. 2019