


MAY 2020

RESIDENTIAL MARKET


STATISTICS




New listings

 **2,583**
-18.3% vs. May 2019


Properties sold

 **1,451**
-21.7% vs. May 2019

Average
sale price

 **\$296,101**
-2.1% vs. May 2019

Total dollar
volume

 **\$429.6M**
-23.3% vs. May 2019