


JUNE 2020

RESIDENTIAL MARKET


STATISTICS




New listings

 **2,868**
+4.0% vs. June 2019


Properties sold

 **2,015**
+21.2% vs. June 2019

Average
sale price

 **\$305,761**
+1.9% vs. June 2019

Total dollar
volume

 **\$616.1M**
+23.5% vs. June 2019