


APRIL 2020

RESIDENTIAL MARKET


STATISTICS




New listings

 **1,600**
-44.5% vs. Apr. 2019


Properties sold

 **864**
-35.3% vs. Apr. 2019

Average
sale price

 **\$295,518**
-1.4% vs. Apr. 2019

Total dollar
volume

 **\$255.3M**
-36.2% vs. Apr. 2019